



# PRISM

Grade 1



# Message from the Principal's Desk

Dear Parents,

Hope you are all safe and in good health! As uncertainty continues to exist large before us, I share a story with you, which pushed me to think about ourselves.

Aman was walking near a group of elephants that was halted by a small rope tied to their front leg. He was amazed by the fact that the huge elephants were not even making an attempt to break the rope and set themselves free. He saw an elephant trainer standing beside them and expressed his puzzled state of mind. The trainer said "when they are very young and much smaller we use the same size rope to tie them and, at that age, it's enough to hold them.



As they grow up, they are conditioned to believe they cannot break away. They believe the rope can still hold them, so they never try to break free." It is the false belief of the elephants that denied their freedom for life time.

(source-

<https://www.edsys.in/motivational-stories-for-students/>)



It is very important that we inculcate in ourselves good self-esteem and positive thinking, as both these lead to positive actions including goal setting, problem solving, dealing with others, taking risks and building a balanced life. Positive action motivates us to achieve our goals which in turn makes us happy, confident and in control to manage challenges and learnt from our mistakes.

We need to do a few things together to ensure that we are ready to face any adversity or challenge with grit and resilience

1. Practice mindfulness
2. Set goals and have vision for self
3. Learn to solve problems with a solution
4. Value your ideas and views - never shy away from taking risks.
5. Be responsible for your actions
6. Spend time with people who matter the most to you
7. Have a balanced life-time for everything including self

The PYP team has been trying to follow these during their reflective journey of self-study for the programme evaluation due in February, 2022. They have been gathering data from all stakeholders and evidences of learning and teaching to identify and analyze areas we have been doing well and areas we need to continue growing!

On this note, I thank you all for being with us in our journey of making learning collaborative both online and offline, preparing students for the future!

**Anjalika Sharma**

**IB PYP Principal**



# Message from the PYP Coordinator's Desk

Dear Parents,

Greetings!

As our evaluation is due in February 2022, our team has reflected and analyzed the evidences collected for the Programme Standards and Practices and Programme Development. We have submitted the self- study questionnaire successfully on the IB concierge.

Students of grades 1, 2 and PP2 had opportunities to develop and demonstrate their critical and creative thinking skills while engaging in Design Thinking process. They came up with innovative solutions for existing problems. Our students of Grade PP1 shared their ideas for a useful and safe play equipment that they would like to design for their friends.



Students of Grade PP2 shared n what they would like to invent given an opportunity, who they would invent it for and why. They are currently working on ideating and designing the prototype using the Design Thinking process.



In connection with the current unit of inquiry, our Grade 1 students used Design Thinking to identify potential problems around them and find solutions demonstrating their imagination and creativity.

Students in Grade 2 inquired into challenges associated with a choice of material, during its manufacturing or processing or with the byproducts. They used the Design Thinking process to come up with innovative solutions and prototype to overcome the challenges identified.

The students of grade 5 students continue with their process of exhibition they are currently framing the central idea and the lines of inquiry.

We look forward to your continuous encouragement and support in your child's learning journey.

**Trishna Sharma**  
**PYP Coordinator**



# Professional Development

## Reading Sessions

We read and reflected the IB publications. We also shared the best practices and the perspectives from our learning and teaching.

Teachers watched an episode of their choice from the show-‘Shark Tank India’, from the given links.

<https://www.youtube.com/watch?v=8tfP0oX3pds>

<https://www.youtube.com/watch?v=wh928LKHS6Y>

[https://www.youtube.com/watch?v=Yl1KIO\\_\\_aiE&list=PLzufetFnhupwqGc-IVUPwviLVP0gsx8\\_w&index=1](https://www.youtube.com/watch?v=Yl1KIO__aiE&list=PLzufetFnhupwqGc-IVUPwviLVP0gsx8_w&index=1)

After watching the episode, they reflected and shared-

- Three things that they have understood/learnt
- Two things that they will take it forward or implement in their classroom
- One aspect of the PYP that they could connect to

The team also engaged in inquiring and researching on innovation and Design Thinking and shared videos related building resources. They shared their understanding and reflections.

## Session by Inclusion and Learning Diversity (ILD)

Our school counselor Ms. Syeda Hadiya Naaz took a session on well-being of the teachers. She shared few strategies to overcome the challenges during this pandemic. She also engaged the staff in practicing mindfulness.

## Evaluation


We continued to collaborate and share different strategies in our respective groups. We read and reflected on the self study questionnaire and completed the document. We revisited the Programme Development Plan and analyzed the collected evidence.



# School Philosophy- 5 Developmental Pillars

## Mindfulness and Well-being

Students and teachers engaged in various mindfulness activities like flower breathing, heart exercise, mindful listening, visualize being kind to someone, woodchopper breathing, act of kindness, balanced walking and many more.



Students were introduced to the concept of personal space. They discussed the importance of protecting and respecting personal space boundaries of self and others. personal space. They shared what would they do in a hypothetical situation, if there is a violation of their personal space. Students reflected that a clear communication and assertive mode of communication to put across their thoughts and feelings about personal space to the invader and approach someone they trust.



# School Philosophy- 5 Developmental Pillars

## Core values:

Students discussed the meaning of "Gratitude" & "Empathy". They discussed ways they can practice it in their life. Students participated in different learning engagements like watching and listening to stories and reading books related to empathy and gratitude.

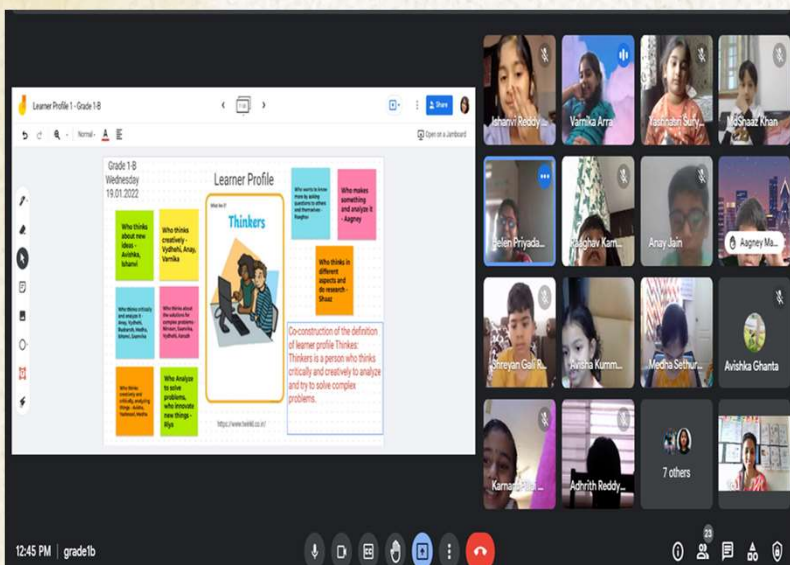
They shared real-life examples where they demonstrated empathy and gratitude.



## Holistic Excellence:

Students continued to make connections with the attributes of the learner profile during learning and teaching.

Students explored and identified the issues, challenges or problems they are facing in their immediate environment. They used design thinking process to come up with innovative solutions to solve them.

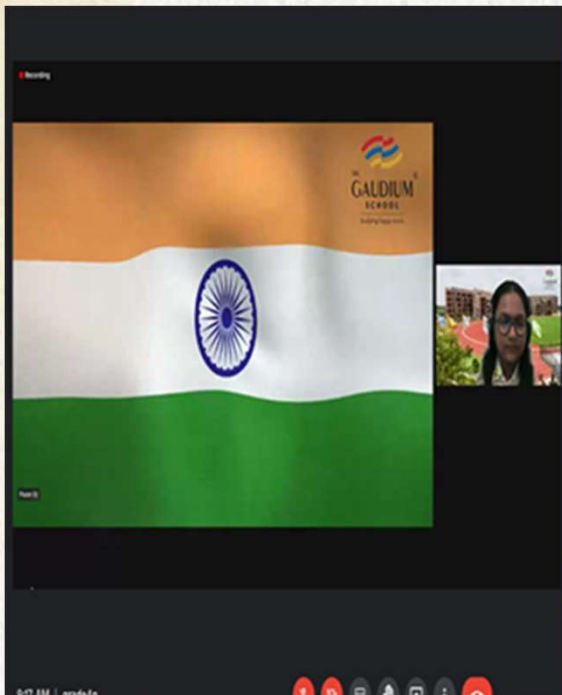
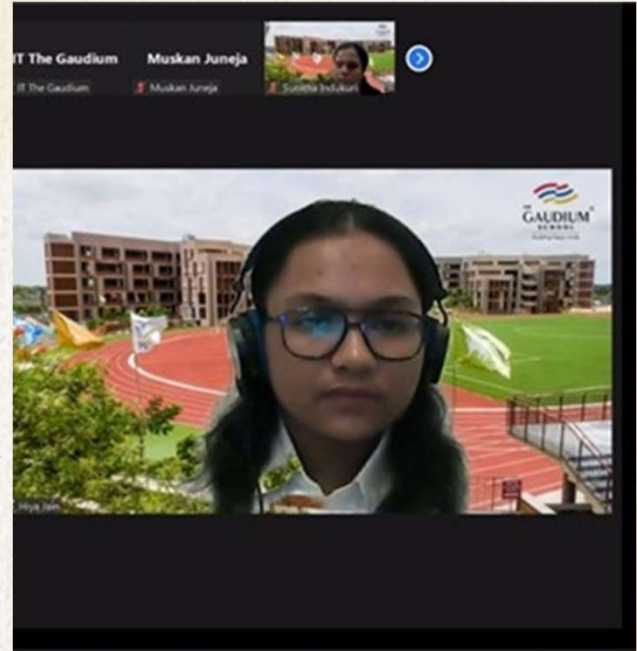




# School Philosophy- 5 Developmental Pillars

## Stakeholder Engagement:

Various events were conducted to promote the stakeholder engagement such as All hands meet where our CEO shared the developments during the month with the staff. We celebrated the festival of Christmas and Gratitude Day. Our students participated enthusiastically in Republic day celebrations virtually.



## Global leadership

Students continued to develop and demonstrate ATL and attributes of learner profile by participating actively in the assemblies. They made choices to share their learning, different ways of imbibing core values and the PYP evaluation process with their learning community.

They continued to take ownership of their learning by setting their learning goals, sharing their reflections, identifying areas of strength and improvement and discussing the further steps.



# Learning and Teaching- Month Review

## **Unit of Inquiry:**

### **Transdisciplinary Theme:**

How we express ourselves

### **Central Idea:**

Imagination extends people's ability to think, create and express themselves.

### **Lines of Inquiry:**

- Ways we demonstrate and enjoy imagination
- Role of imagination in innovation
- Problem solving using imagination

### **Key Concepts:**

perspective, connection, Function

### **Related concepts:**

empathy, transformation, problem- solving

### **IB Learner Profile:**

Thinkers, Risk-takers, Communicators, Reflective

## **Unit of Inquiry**

Students tuned into the new unit of inquiry under the theme 'How we express Ourselves'. They watched a story " Monster under my bed" and came up with the words -'Imagination' and 'imagine'.

They inquired further into- What is imagination? What is it to imagine? When do people imagine?

They explored various inventions through stories and reflected upon the role of imagination in innovation. They further inquired that imagination helps people solve problems which leads to innovation. Students connected with the design thinking process for problem-solving. They shared about a problem they would like to solve, engaged in conducting surveys and researched about it in the empathize stage.



# Learning and Teaching- Month Review

## Transdisciplinary Language:

Students explored about stories and poems. They identified and listed the elements of the story (characters, setting, plot, resolution and conflict) and the structure of a poem. They identified a poem has a title, stanzas, rhyming words, etc. They further used the elements to create their own story and poems.

## Transdisciplinary Math

Students made connections to problem solving while inquiring about "Problem solving using imagination". They solved word problems using the arithmetic operations "+, -". They were introduced to addition and subtraction by regrouping. They read different word problems and wrote the problem statements. They further explored different ways of solving the problems.

## Second Language

### Telugu

Students explored the concept of vowels and ka, cha, ta Vargas. They identified the letters from A to Oo by participating in different learning engagements. They joined the letters to read the words and explored different poems.

### Hindi

Students were introduced to 'vyanjan' letters- द, ध, न, प, फ and ब. They practiced writing and pronouncing the letters and words. They identified ka and cha Varga words. They further made new words by joining ka, cha, ta Varga.

### French:

Students named the classroom objects in French. They continued to explore and name the body parts in French with help of rhymes.



# Learning and Teaching- Month Review

## Spanish

Students explored the names of colours, sounds of the alphabet and usage of the magic words in their daily life. They further explored addressing their family members in Spanish.

## Art

Students explored different types of art. They used different objects available around them to enhance their creativity by using them as stamps to create their artwork.

They shared how printing can be used in art and daily life and the reasons for using printing. They also explored the different ways paper can be used creatively in art. Students used newspaper/ colour paper to create their artwork. They also engaged in paper folding (origami). They were also introduced to clay modelling.

## Music

Students sang- Jingle bells and We wish you a merry Christmas with music and practiced steady beat and rhythmic clapping exercises with music. They practiced clapping exercises in different patterns and were introduced to Pongal and patriotic songs using different music instruments.

## Dance

Students explored the elements of dance- body movements, music and relationship. They participated in different learning engagements to explore the body movements and patterns. They inquired about the usage of dance in their daily life.

## PE:

Students explored fundamental movements and the importance of skills through the different learning engagements like - running, shuttle run, zig zag run. They discussed about jumping and its variation.

## Drama:

Students worked on emotions and explored the various techniques to enact them.



# Learning and Teaching- Month Review





# Learning and Teaching - Month Review

This screenshot shows a Google Meet interface during a presentation. The main window displays a Microsoft Word document titled 'Math - 18.01.2022' with the following content:

**TD Math**  
**Task:** Solve the following:  
**Success criteria:**  
**Essential Agreements:** 1. We will raise our hand before we speak. 2. We will finish the task on time.  
**Time:** 15 minutes  
**Learner Profile:**  
**ATL skills:**

Q1. There are 25 cats playing in the park. But 3 more cats joined them. How many cats are there in all?  
 Q2. Sam has 16 Dogs and Pam has 5 bugs. How many do they have Together?  
 Q3. Alex has 13 Books. He read 4 of them. How many books does Axel have left to Read?

Below the questions are two sets of arithmetic problems:

1. $\begin{array}{r} 82 \\ -58 \\ \hline \end{array}$	2. $\begin{array}{r} 97 \\ -34 \\ \hline \end{array}$	3. $\begin{array}{r} 45 \\ -17 \\ \hline \end{array}$	4. $\begin{array}{r} 86 \\ -39 \\ \hline \end{array}$	5. $\begin{array}{r} 23 \\ -18 \\ \hline \end{array}$
$\begin{array}{r} +35 \\ 99 \\ \hline \end{array}$	$\begin{array}{r} 63 \\ +68 \\ \hline \end{array}$	$\begin{array}{r} 99 \\ +11 \\ \hline \end{array}$	$\begin{array}{r} 29 \\ +74 \\ \hline \end{array}$	$\begin{array}{r} 66 \\ +45 \\ \hline \end{array}$

The right sidebar shows a grid of 12 participants, including Hileo Priyadarshi, Medha Sethuram, Anay Jain, Ishanvi Reddy Na..., Avishka Ghanta, Karmam Pillai Vya..., Aagney Manojan, Saanvika Pulagam, Riya Kalyan Shaikh, and Avisha Kumbhara. The bottom status bar indicates the time is 11:02 AM and the user is 'grade1b'.

This screenshot shows a Google Meet interface during a presentation. The main window displays a PowerPoint slide titled 'PPT Grade1 January week 3 - Microsoft PowerPoint'. The slide features a photograph of a craft project: a yellow flower, a yellow chick, and a pink flower on a green base, with a blue sky background. The URL 'https://healthymaterials.com/2017/12/play-dough-painting/' is visible at the bottom of the slide.

The right sidebar shows a grid of 12 participants, including Seemanta Bhagwati, Avishka Ghanta, Aagney Manojan, Saanvika Pulagam, Riya Kalyan Shaikh, Medha Sethuraman, Riya Kalyan Shaikh, Ishanvi Reddy Nanchary, Avisha Kumbhara, Avisha Kumbhara, Ishanvi Reddy Nanchary, and Avisha Kumbhara. The bottom status bar indicates the time is 11:43 AM and the user is 'grade1b'.



# Learning and Teaching- Month Ahead

## **Transdisciplinary Theme:**

How we organize ourselves

## **Central Idea:**

Signs and symbols are part of human-made systems that facilitate local and global communication.

## **Lines of Inquiry:**

- Signs and symbols –
- Ways visual language facilitates communication
- Specialized systems of communication

## **Key Concepts:**

function, form, perspective

## **Related concepts:**

culture, media, pattern, access

## **IB Learner Profile:**

Inquirers, Communicators,  
Knowledgeable, Caring

## **Unit of Inquiry:**

Students will inquire into signs and symbols under the theme, 'How we organize ourselves'. They will find the meaning for the words, signs and symbols. They will further inquire why we need signs and symbols and where have we seen them before. Students will take a virtual tour to identify the signs and symbols. They will further inquire how signs and symbols are similar and different. They will look at the various signs and symbols that are used locally and globally.

## **Transdisciplinary Language :**

Students will explore the usage of different signs and symbols in the language and how they help us to communicate with each other. They will participate in different learning engagements to explore the rules we follow while expressing our ideas like usage of the words for specific use and punctuations.



# Learning and Teaching- Month Ahead

## Transdisciplinary Math

Students will explore the usage of signs and symbols in the mathematics like greater than, less than and equal to etc. They will inquire about these symbols and their usage while comparing the numbers. They will connect with the symbols of different arithmetic operations and their meaning like multiplication and division.

## Hindi

Students will be introduced to the letters from प, म and य वर्ग. They will read various stories, poems and words related to these letters. They will further use these letters to make words.

## Spanish

Students will revisit the sounds of the letters of the Alphabet. They will learn cardinal and ordinal numbers by participating in different learning engagements. They will further explore and develop their vocabulary by learning different signs and symbols in Spanish.

## Telugu:

Students will be introduced to 'pa vargam' aksharalu. They will read various stories, poems and words related to these letters. Students will further use these letters to make words.

## French:

Students will continue to name body parts and colours in French. They will use the vocabulary while speaking to enhance their language skill.

## Music

Students will be introduced to musical notes. They will sing different songs using the musical notes in different languages. They will explore a song in foreign language. They will also revisit musical notes, treble and bass clef.



# Learning and Teaching- Month Ahead

## **Drama**

Students will work on the following areas:

- Voice in connection to character
- Using a dialogue in different tone

## **Dance**

Students will explore the elements of dance- relationship and space by participating in different learning engagements.

They will explore the different relationships which exist while dancing and usage of the space by watching different performances (recorded and live).

## **Art:**

Students will be exploring about masks. They will explore about the types of masks used in different countries and their features.

They will create a mask of their choice.

## **PE:**

Students will inquire about the usage of different skills in body movements by participating in different learning engagements.

- They will have a discussion on Yoga.
- They will perform and discuss the benefits of Surya namaskar.



# Happenings Month Ahead

**3<sup>rd</sup> February- World Read Aloud Day**  
**21<sup>st</sup> February- International Mother Tongue Day**  
**23<sup>rd</sup>, 24<sup>th</sup>, 25<sup>th</sup> February- IB PYP Evaluation visit**

## **Our website:**

<https://www.thegaudium.com/>

## **Events link:**

<https://www.thegaudium.com/at-the-gaudium/gaudium-events/>

## **Learning blogs:**

<https://www.thegaudium.com/the-learning-blogs/>

## **Facebook : For daily updates please like the page.**

<https://www.facebook.com/thegaudiumschool/>